



### Features:

- MOV provides spike and surge protection.
- Anodized aluminum housing.
- Adjustable mounting plate for easy installation.
- Dual voltage 12 or 24 VDC (selectable).
- Anti-Residual magnetism designed.
- Complete mounting hardware included.



### Statement:

EM60 double standard electromagnetic locks are manufactured under GEM's ISO 9001 Certified Quality Management Program environment back its product quality, performance and commitment to customer satisfaction.

The fail-safe Electromagnetic Lock design with no mechanical bolt and depending on the powerful magnetic force to secure and release the door are suitable for use in areas which required security controlled access or egress such as exit door.

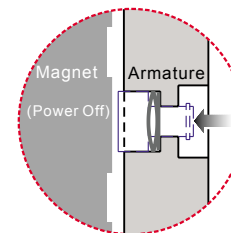
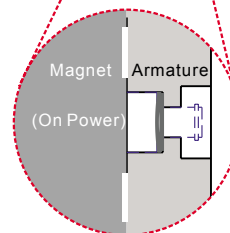
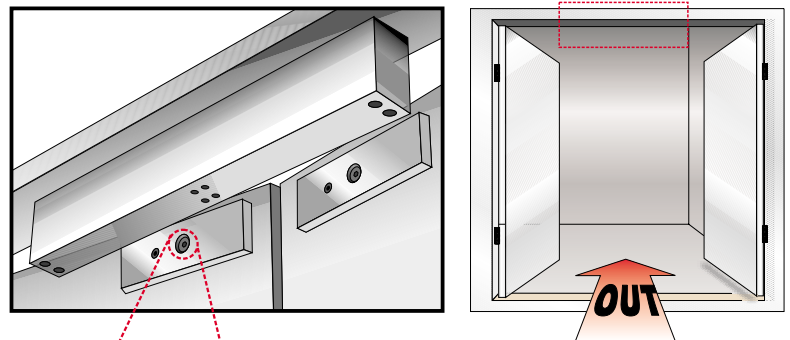
The model offers up to 1200x2 pounds holding force with field selectable for 12V or 24V DC dual voltage and can be applied with access control, and with the full range of optional brackets, it can be installed on any type of door frames such as narrow door frame, in-swinging door.

It is the best choice for electronic security industry and system integrators. More optional functions are available in EM60 double standard electromagnetic lock series.

### Specifications:

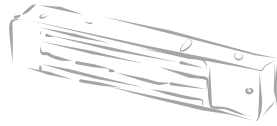
- Voltage Tolerance:  $\pm 15\%$
- Current Draw: 500mA@12Vdc ; 250mA@24Vdc (at temperature 20°C)
- Operating Temperature: -10~55°C (14~131°F)
- Humidity: 0~95% non-condensing.
- Lock's surface Temperature (when the power is on):  $\leq$  current temperature +20°C
- Holding Force: Up to 1200x2 lbs (545x2 Kg)
- Dimensions:
  - Magnet:(L) 532(528), (W) 68, (D) 40 mm
  - Armature Plate:(L) 185, (W) 62, (D) 16 mm
  - Mounting Plate:(L) 532(528), (W) 40, (D) 5 mm
- Special Finishes for magnet and armature plate: Zinc
- Epoxy Potting Compound: E87252 (S), UL94V-0
- Weight (Approx.) : 9.5 Kg

### Regular Installation



### Unique Anti-Residual design

When there is no power, there will be no holding force, and the push-off button inside the Armature Plate will pop out immediately to release the Electromagnetic Lock and the Armature Plate. The instant release circuit function will prevent residual magnetism between Electromagnetic Lock and the Armature Plate.

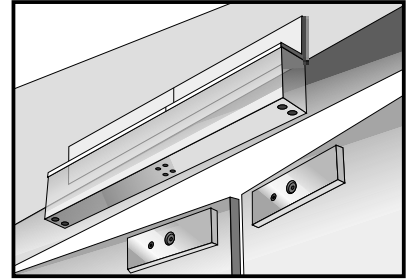
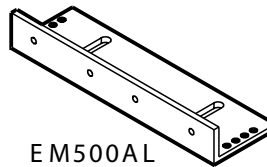
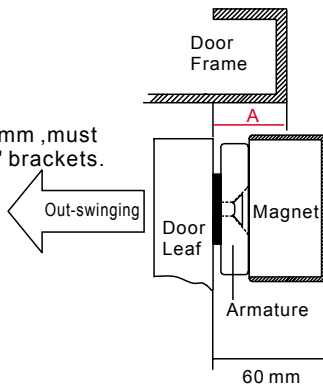


### Optional Brackets:

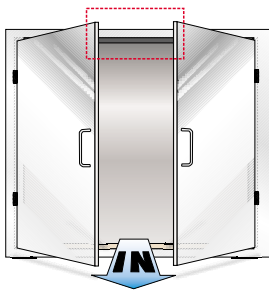
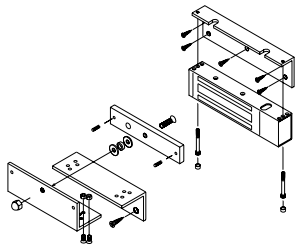
Identify the door swinging direction and inspect the door frame header to determine if bracket is required. A L- brackets, LZ- brackets may be required for the electromagnet depending on the frame header and swinging direction.

#### With L-bracket for narrow door frames

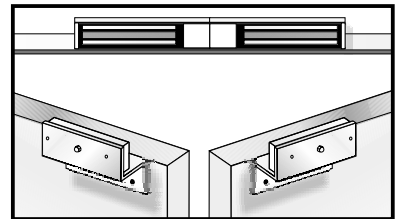
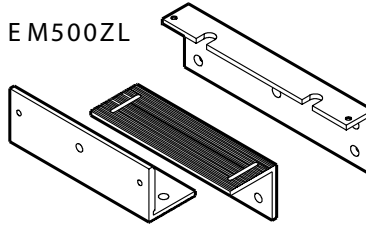
When "A" < 60 mm ,must installed with "L" brackets.



#### With LZ-bracket for in-swinging doors



E M500ZL



### Warranty:

GEM Electromagnetic Locks are warranted against defects in material and workmanship while used in normal service for a period of 1 year from the date of sale to the original customer.

### Disclaimer:

The information and specifications printed in this manual are current at the time of publication. The GEM policy is one of continual development and improvement; therefore GEM reserves the right to change specifications without notice.